

E-85



Wheeler Reeler

Easy Maintenance

Cylinder cap allows for easy access + industry first bleeder port allows for simple air removal from the hydraulic system.

Bright LED Lights

Electric Brakes & Breakaway Kit

Heavy duty brakes for added control & safety

Standard Color

White & black are stock colors. Other colors can be used with an assessed charge. We proudly use Sherwin-Williams® paint

Protected Hoses & Wiring

Hydraulic hoses, brake & lighting wires are tucked inside the trailer frame for increased reliability and less down time due to wear

Electric Pump Option

Raise & lower the hydraulic cylinders with the touch of a button with the electric motor option. Equipped with a magnetized remote which can be placed on any metal surface on the trailer for easy access. All housed within a toolbox for increased durability & longevity.

Hitch Options

Pintle, 2 5/16 ball or 3" pintle



SPECIFICATIONS


| | | | |
|----------------------|----------------|----------------|----------------|
| Payload Rating | 8,500 lbs | Trailer Weight | 1,450 lbs |
| Reel Diameter (max.) | 120 in / 10 ft | Trailer Length | 132 in / 11 ft |
| Reel Width (max) | 60 in / 5 ft | Trailer Width | 95 in / 7.9 ft |

ACCESSORIES

- Hydraulic Rewind
- Hydraulic Power Pack
- Chock Block Holder
- Chock Blocks
- Mounted Locate Wire Stand
- Mud Flaps


Wheeler Reeler

Mud Flaps




- Hydraulic rewind re-spools cable with very little effort
- Easy adjustment to spool sizes
- Self contained hydraulic unit
- Variable speed control
- Rewinds in either direction
- Torque of 360 lb @ 1000 psi
- Rated up to 8,500 lbs spools

Hydraulic Rewind



Hydraulic Power Pack


- Fuel efficient, high output operation
- Exceptionally quiet
- Easy to use & maintain
- Lower emissions, same power output
- Heavy duty recoil starter allows for easy starting
- Engine - 6.5 HP Honda
- Pump - 5.0 GPM @ 3600 Relief
- Max Hydraulic Pressure - 2000 PSI
- 10 Micron Return Filters, 100 Mesh Tank Strainer



Chock Block Holder



Mounted Locate Wire Stand



Hydraulic Power Pack Mounts