

# I-85



# Wheeler Reeler

### Easy Maintenance

Cylinder cap allows for easy access + industry first bleeder port allows for simple air removal from the hydraulic system.

### Manual Hydraulic Self Loading System

Easy 1 operator loading & unloading without the need for a crane or forklift on the job site. To raise the spool simply pump the handle. The main advantage of this system is not needing a charged battery to operate.

### Bright LED Lights

### Electric Brakes & Breakaway Kit

Heavy duty brakes for added control & safety

### Standard Color

White & black are stock colors. Other colors can be used with an assessed charge. We proudly use Sherwin-Williams® paint

### Protected Hoses & Wiring

Hydraulic hoses, brake & lighting wires are tucked inside the trailer frame for increased reliability and less down time due to wear

### Hitch Options

Pintle, 2 5/16 ball or 3" pintle



## SPECIFICATIONS


Payload Rating	8,500 lbs	Trailer Weight	1,450 lbs
Reel Diameter (max.)	120 in / 10 ft	Trailer Length	132 in / 11 ft
Reel Width (max)	60 in / 5 ft	Trailer Width	95 in / 7.9 ft

## ACCESSORIES

- Hydraulic Rewind
- Hydraulic Power Pack
- Chock Block Holder
- Chock Blocks
- Mounted Locate Wire Stand
- Mud Flaps


# Wheeler Reeler

## Mud Flaps




- Hydraulic rewind re-spools cable with very little effort
- Easy adjustment to spool sizes
- Self contained hydraulic unit
- Variable speed control
- Rewinds in either direction
- Torque of 360 lb @ 1000 psi
- Rated up to 8,500 lbs spools

## Hydraulic Rewind



## Hydraulic Power Pack


- Fuel efficient, high output operation
- Exceptionally quiet
- Easy to use & maintain
- Lower emissions, same power output
- Heavy duty recoil starter allows for easy starting
- Engine - 6.5 HP Honda
- Pump - 5.0 GPM @ 3600 Relief
- Max Hydraulic Pressure - 2000 PSI
- 10 Micron Return Filters, 100 Mesh Tank Strainer



## Chock Block Holder



## Mounted Locate Wire Stand



## Hydraulic Power Pack Mounts